




























Controls



Line-up

	Product	Model	Image	Matchable Products
Individual Control System	Wireless Remote Controller	AR-EH03M AR-EH03E		DVM, FJM, CAC
	Wireless Remote Controller	AR-1010E		CAC, DVM *only for 360 Cassette
	Wired Remote Controller	MWR-WE13N		DVM, CAC, FJM
	Wired Remote Controller	MWR-WG00+N		DVM, CAC, FJM, ERV
	Simple Type Controller	MWR-SH00N		DVM, CAC
	Touch Type Controller	MWR-SH11N		DVM, CAC (with Wind-Free™ function)
	ERV Wired Remote Controller	MWR-VH12N		ERV
	Wireless Receiver Kit	MRKA10N		DVM, CAC (only duct models)
Centralised Control System	ON/OFF Controller	MCM-A202DN		DVM, FJM, CAC, ERV Plus, EHS Split/Mono
	Touch Centralised Controller	MCM-A300N		DVM, FJM, CAC, ERV Plus, EHS Split/Mono
	Wi-Fi Kit	MM-H04EN		All
	Module Controller	MCM-A00N		DVM Chiller
Integrated Management System	DM52.5	MM-DO1AN		DVM, FJM, CAC, ERV Plus, EHS Split/Mono
	S-NET3	MST-P3P		

	Product	Model	Image	Matchable Products
Gateway System	BACnet Gateway	MM-B17BN		DVM, FJM, CAC, ERV Plus, EHS Split/Mono
	LonWorks Gateway	MM-B18BN		DVM, FJM, CAC, ERV Plus, EHS Split/Mono
	External Contact Interface Module	MM-B14		DVM, RAC, FJM, CAC, EHS
	IR1 (Pulse Interface Module)	MM-B16N		DVM, FJM, CAC, ERV Plus, EHS Split/Mono
	Interface Module (Converter RS485 to NASA)	MM-N01		FJM, CAC, EHS
	ERV Interface Module (Converter RS485 to NASA)	MM-N10		ERV
	FCU Interface Module	MM-F10N		Chiller
Installation/ Test Run Solution	S-Comerter	MM-C02N		
Others	External Room Sensor	MRW-TA		DVM, FJM, CAC
	Operation Mode Selection Switch	MCM-C200		
	MTRC (Multi-Tenant Function Controller)	MCM-C210N		
Integrated Management System	DM52.5	MM-DO1AN		DVM, FJM, CAC, ERV Plus, EHS Split/Mono
	S-NET3	MST-P3P		

Controls

Controls


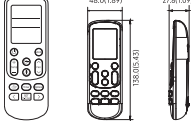

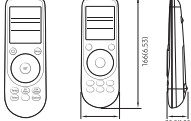

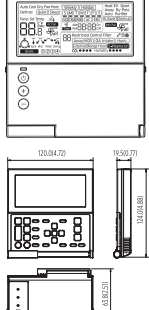

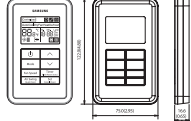
Selection guide


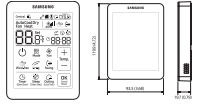

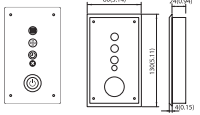



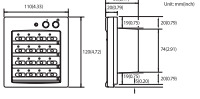

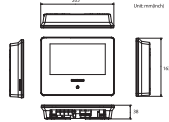


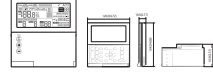
Model		MWR-WG00H	MWR-WE13N	MWR-SH11N	MWR-VH12N
Appearance	Dimensions	120.0 x 120.0 x 19.0	120.0 x 124.0 x 19.5	94.2 x 122.0 x 19.5	75.0 x 122.0 x 16.6
Connection	Indoor units control	●	●	●	
	ERV control	●	●		●
	Maximum connectable indoor units	16	16	16	6
Control & monitoring	ON/OFF	●	●	●	●
	Operation mode	●	●	●	●
	Fan speed	●	●	●	●
	Air swing	●	●	●	●
	Room temperature display	●			
	°C convertible	●	●	●	
	Filter cleaning alarm reset	●	●	●	
	Air quality display	●			
	Purification display	●			
	Display/indoor model number	●			
	Error display	●	●	●	●
	Error list	●			
	Schedule	Weeklyschedule	●	●	
Simple ON/OFF timer				●	●
Convenient function	Dual set point	●			
	Multiple languages	●			
	Built-in room sensor	●	●	●	
	LCD backlight	●	●	●	
	Wireless RC restriction	●	●	●	
	Child lock	●	●	●	●
	Partial button lock	●	●	●	●
	Quiet mode	●	●	●	
	Sleep mode	●	●	●	
	Away mode(SAC)	●		●	
	Away mode(ERV)				●
	IR receiver	●		●	
	Real-time clock		●		
	Daylight saving time	●	●		
	Individual blade control	●			
	CO ₂ display	○ ERV	○ ERV		●
	Humidity display	○ ERV	○ ERV		
Purification mode	○ ERV	○ ERV			
Energy saving	Temperature range limit	●	●	●	
	Automatic operation stop	●	●		
	Operation time limit	●			
	Energy consumption monitoring	●			
	Energy saving mode with ERV	●	●		
Maintenance	SD slot	●			


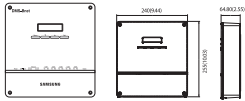

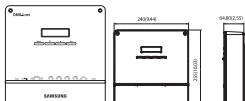

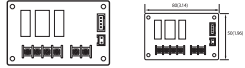

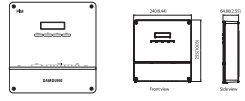

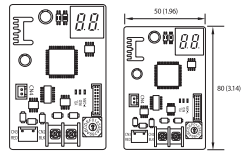



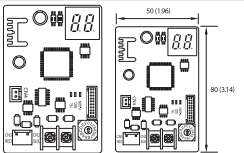

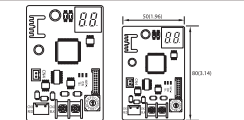
Features and Dimensional drawings

Individual Control System	
<p>Wireless Remote Controller AR-EH03E / AR-EH03M</p> <ul style="list-style-type: none"> Operation ON/OFF control Fan speed control Operation temperature setting Wind-Free™ Cooling function Filter replacement alarm reset Air swing control Simple ON/OFF timer Indoor unit option code setting Option/Setting selection 	  <p>48.0(1.89) 27.8(1.09) 138.0(5.43)</p>
<p>Wireless Remote Controller AR-KH03E</p> <ul style="list-style-type: none"> 360 Cassette airflow direction control Operation ON/OFF control Fan speed control Operation temperature setting Filter replacement alarm reset Simple ON/OFF timer Indoor unit option code setting 	  <p>146.6(5.73) 97.5(2.26) 38.5(1.51)</p>
<p>Wired Remote Controller MWR-WET3N / MWR-WG00*N</p> <p>Air conditioner/ERV control</p> <ul style="list-style-type: none"> AC control: ON/OFF, operation mode, temperature setting, fan speed, airflow direction ERV control: ON/OFF, operation mode, fan speed AC/ERV error monitoring Filter cleaning alert and reset alert time Control a maximum of 16 "Indoor unit + ERV" in a group with a single wired controller <p>Energy saving operation</p> <ul style="list-style-type: none"> Upper/lower temperature limit setting Automatically stops operating when not used for certain period of time as set by user <p>Weekly operation schedule setting</p> <ul style="list-style-type: none"> Weekly operating schedule (A/C only, ERV only, A/C+ERV) Set desired AC operation mode, temperature and fan speed to operate based on a weekly schedule Apply schedule exception day Energy consumption monitoring (MWR-WG00*N) Operation time limit (MWR-WG00*N) <p>User convenience function</p> <ul style="list-style-type: none"> Child lock Different button permission levels Room temperature display (MWR-WG00*N) Dual set point (MWR-WG00*N) Built-in room temperature sensor Real-time clock: displays current time and day (summer time support) Multiple language support Service mode support <ul style="list-style-type: none"> Indoor unit cycle data monitoring Indoor unit option code setting and monitoring Indoor unit address setting and monitoring (MWR-WG00*N) SD card slot (MWR-WG00*N) 	  <p>120.0(4.72) 19.0(0.71) 121.0(4.76) 61.0(2.37)</p>
<p>Simple Type Controller MWR-SH00N</p> <ul style="list-style-type: none"> Simplified wired remote controller AC operation ON/OFF control Fan speed control Setting operation mode and temperature Reset filter cleaning alert indicator Adjust airflow direction Operation ON/OFF timer function 	  <p>100.0(3.94) 44.0(1.73)</p>


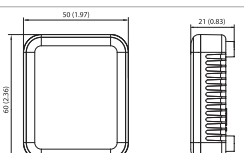

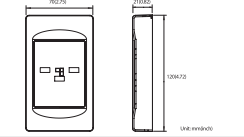
<p>Touch Controller MWR-SHT1N</p> <ul style="list-style-type: none"> Bigger display: clear & bright backlight screen with big fonts Wind-Free™ button: control Wind-Free™ function with just one click Room temperature monitor and room temperature display thanks to the built-in temperature sensor Icon/Function Lock: option of restricting icon/function on the display Sleep Mode: help users to sleep better by controlling temperature Outing Feature: keep room temperature above/below specific set value when the user is out of the room 	 
<p>Wireless Receiver Kit MRK-A10N</p> <ul style="list-style-type: none"> Concealed wireless signal receiver Filter replacement sign Fan operation display Operation Timer setting display Operation ON/OFF button Operation On display LED (blue) Defrost operation display LED (red) 	  <p>803.1(31.6) 240.0(9.45) 130.5(5.14)</p>

Centralized Control System	
<p>ON/OFF Controller MCM-A202DN</p> <ul style="list-style-type: none"> Maximum 16-group controller (Max. 128 units) Whole/Group/Individual indoor unit control (ON/OFF) Restriction on the use of wireless/wired remote controllers and external control Cooling and heating mode control Indoor unit error display 	  <p>138.0(5.43) 128.0(5.04) 19.0(0.71) 130.0(5.12) 120.0(4.72) 19.0(0.71) 130.0(5.12) 130.0(5.12) 130.0(5.12)</p>
<p>Touch Centralised Controller MCM-A300N</p> <ul style="list-style-type: none"> 7-inch touch LCD controller Controls a maximum of 128 indoor units Controls a maximum of 12 zones Schedule control, indoor unit usage restriction, view indoor unit error history 	  <p>285 140</p>
<p>Wi-Fi Kit Replace with: MIM-H04EN</p> <ul style="list-style-type: none"> Controls and monitoring system air conditioner by mobile phone. (Max. 16 units) Weekly schedule setting Group control and monitoring (ON/OFF) Current/daily/weekly/monthly energy usage data of outdoor unit. (This function is available in certain outdoor unit models) 	
<p>Module Controller MCM-A00N</p> <ul style="list-style-type: none"> DVM CHILLER ON/OFF control (Module/Group) Operation mode, water outlet temperature setting Optional operation setting Module/Group setting Weekly operation schedule setting 	 

Gateway System		
<p>BACnet Gateway MIM-B17BN</p> <p>With the BMS control and monitoring function, BACnet gateway makes it easy to control the air conditioning network in various ways. BACnet gateway can control up to 256 indoor units, used in combination with S-NET 3.</p> <ul style="list-style-type: none"> Interface for BACnet management system Maximum of 256 indoor units plus ERVs, supported by a maximum of 80 interface modules Includes DMS 2.5 functions 		
<p>LonWorks Gateway MIM-B18BN</p> <p>LonWorks gateway is an interface for Lon-Connection to the LonWorks management system, providing you with a more convenient way to manage your air conditioning system. It can control a maximum of 128 indoor units, used in combination with S-NET 3.</p> <ul style="list-style-type: none"> Exclusive use for DMS 2.5 power distribution Connection with up to eight watt-hour meters Pulse interface with watt-hour meters Watt-hour meter - by third party 		
<p>External Contact Interface Module MIM-B14</p> <p>Samsung Guestroom Management System saves users the energy and money wasted on cooling an unoccupied room. The air conditioner is activated when the Key-Tag is in place and turns off when the Key-Tag is removed. An external contact interface module provides direct indoor unit control via an external contact signal, as well as window-synchronised indoor unit control. The emergency control function features simple contact input. The module also generates indoor unit operation/error state output through relay contacts.</p> <ul style="list-style-type: none"> Direct indoor unit control by external contact signal Window-synchronised indoor unit control Emergency control with simple contact input Indoor unit operation/error state output through relay contacts 		
<p>PIM (Pulse Interface Module) MIM-B16N</p> <p>The Watt-Hour Meter Interface Module can be exclusively used for DMS 2.5 power distribution, displaying power consumption for each watt-hour meter.</p> <ul style="list-style-type: none"> Exclusive use for DMS 2.5 power distribution Connection with up to eight watt-hour meters Pulse interface with watt-hour meters Watt-hour meter - by third party 		
<p>Interface Module MIM-N01</p> <ul style="list-style-type: none"> Communication interface module between outdoor units and the upper level controller which makes use of a different type of communication Connect one interface module to one outdoor unit Individual control - maximum of 48 indoor units Group control - maximum of 16 groups Automatic detection of communication type: determine the communication type used by the upper level controller according to the communication type used by the outdoor unit Supported communication type <ul style="list-style-type: none"> Conventional outdoor unit communication ↔ New upper level controller communication New outdoor unit communication ↔ Conventional upper level controller communication 		

<p>Interface Module (Converter RS485 to NASA) MIM-N10</p> <ul style="list-style-type: none"> Communication interface module between new communication ERV and controller Connect one ERV interface module to a maximum of 16 ERVs Individual control - maximum of 16 ERVs Group control - maximum of 16 groups Supported communication type <ul style="list-style-type: none"> Conventional ERV communication ↔ New upper level controller communication New ERV communication ↔ Conventional upper level controller communication New ERV communication ↔ New upper level controller communication 		
<p>FCU Interface Module MIM-F10N</p> <ul style="list-style-type: none"> Communication interface module Connect one FCU interface module to a maximum of 16 FCU Kits. Supports FCU Kit only 		

Installation/Test Run Solution		
<p>S-Converter MIM-C02N</p> <ul style="list-style-type: none"> Communication converting module to connect Samsung system air conditioner to a PC. Main purpose for use <ul style="list-style-type: none"> To connect with test run programme [Test run programme] S-NET Pro: Conventional communication S-NET Pro2: New communication 		

Others		
<p>External Room Sensor MRW-TA</p> <ul style="list-style-type: none"> Indoor unit is operated by MRW-TA instead of its own sensor. Wire length: 12 m (39 ft) 		
<p>Operation Mode Selection Switch MCM-C200</p> <ul style="list-style-type: none"> Outdoor unit operation mode selection (Cooling, Heating or Auto) Mixed operation mode protection 		
<p>MTRC (Multi-Tenant Function Controller) MCM-C210N</p> <ul style="list-style-type: none"> Multi-tenant function controller is an auxiliary power supply device which allows the indoor unit to turn off (close EEV) normally and maintain communication when the mains power supply is cut. It is used on sites such as hotels, where individual power is supplied to the indoor unit 	