

Specifications

Outdoor Units (R32)



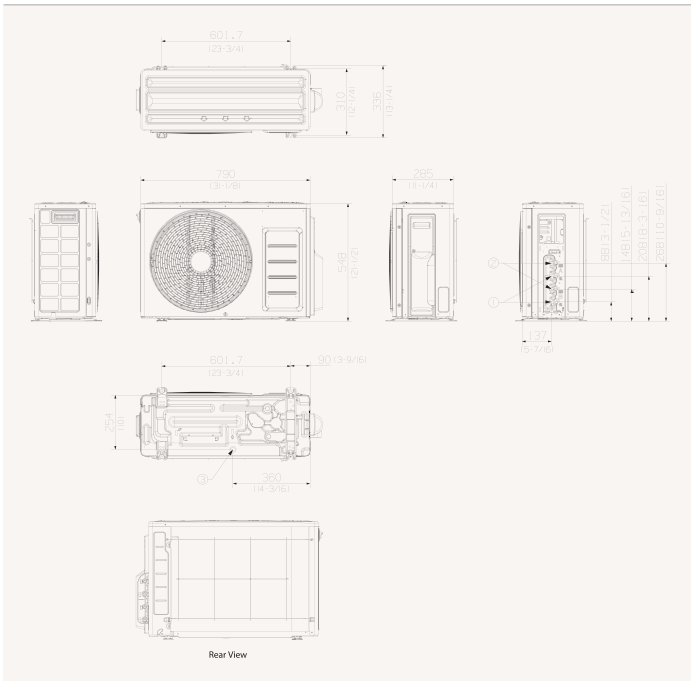
Outdoor Unit		AJ040NCJ2EG/EU	AJ050NCJ2EG/EU	AJ052RCJ3EG/EU		
Maximum number of connectable Indoor Units		2	2	3		
Reference IDU combinations		AR07MXWSAWKN x 2	AR09MXWSAWKN x 2	AR09MXWSAWKN x 2		
Capacity						
Capacity	Cooling (Nominal)	kW	4.0	5.0	5.2	
	Heating up to +7°C	kW	4.2	5.6	6.3	
	Heating @ -5°C	kW	3.16	4.22	4.22	
	Heating @ -10°C	kW	2.7	3.6	3.6	
	Heating @ -15°C	kW	2.23	2.98	2.98,00	
Energy Efficiency Cooling	SEER	W/W	8.54 / A+++	8.54 / A+++	8.51 / A+++	
	Consumption	kWh/a	18.4	205	206	
	Pdesignc	kW	4.0	5.0	5.0	
	EER	W/W	4.44	4.1	4.16	
Energy Efficiency Heating	SCOP	W/W	4.64 / A++	4.64 / A++	4.6 / A++	
	Consumption	kWh/a	922	1270	1400	
	Pdesignh (average)	kW	3.1	4.2	4.6	
	CO2	W/W	4.67	4.38	4.77	
Air Flow Rate	m ³ /min	29.7	33.05	38		
Sound Power	dB(A)	60	61	61		
Sound Pressure	Cooling	dB(A)	45	46	46	
	Heating	dB(A)	45	47	48	
Fan	Type	Propeller Fan				
	Discharge direction	Front (horizontal)				
	Power	W	40	40	125	
	Number	EA	1	1	1	
Operating Temp. Range	Cooling	°C	-5 ~ +46	-5 ~ +46	-10 ~ +46	
	Heating	°C	-15 ~ +24	-15 ~ +24	-15 ~ +24	
Electrical Data		V / Hz / Φ	220 ~ 240 / 50 / 1	220 ~ 240 / 50 / 1	220 ~ 240 / 50 / 1	
Power Source			220 ~ 240 / 50 / 1	220 ~ 240 / 50 / 1	220 ~ 240 / 50 / 1	
Compressor Type			Twin-BLDC Rotary	Twin-BLDC Rotary	Twin-BLDC Rotary	
Power consumption	Cooling	kW	0.9	1.22	1.25	
	Heating	kW	0.9	1.28	1.32	
Operating Current	Cooling	A	4.1	5.6	5.5	
	Heating	A	4.1	5.9	6.1	
Dimensions						
Net Dimensions (W x H x D)		mm	790x548x285 mm	790x548x285 mm	880 x 638 x 310 mm	
Net Weight		kg	32	33	44.5	
Refrigerant		Type	R32(Contains fluorinated greenhouse gases. GWP=675)			
Refrigerant		Factory charging	kg	0.98	1.18	1.55
Refrigerant		Chargeless piping length	m	30.0	30.0	30.0
Refrigerant		Charging Ton equivalent CO ₂	tCO ₂ e	0.66 tCO ₂ e	0.80 tCO ₂ e	1.05 tCO ₂ e
Refrigerant		Additional refrigerant	g / m	-	-	-
Refrigerant		Charging				
Piping Connections		Liquid Pipe	Φ,inch	1/4 x 2	1/4 x 2	1/4 x 5
Piping Connections		Gas Pipe	Φ,inch	3/8 x 2	3/8 x 2	3/8 x 2 + 1/2
Piping Length	Total Piping Length	m	30	30	50	
	Min/Max	m	3 / 25	3 / 25	3 / 25	
Piping Height	Max height (ID-ID)	m	7.5	7.5	7.5	
	Max height (OD-ID)	m	15	15	15	

AJ068RCJ3EG/EU	AJ088RCJ4EG/EU	AJ100RCJ3EG/EU
3	4	5
AR07MXWSAWKN AR09MXWSAWKN x 2	AR07MXWSAWKN AR09MXWSAWKN AR12MXWSAWKN	AR09MXWSAWKN x 4
6.8	8.0	10.0
8.0	9.3	12.0
6.02	6.41	8.28
5.14	5.47	7.06
4.25	4.53	5.85
7.75 / A++	7.75 / A++	8.0 / A++
295	330	387
6.5	7.3	8.8
3.78	4.06	3.64
4.32 / A+	4.3 / A+	4.32 / A+
18.53	2009	2564
5.7	5.9	7.9
4.42	4.37	4.26
47.5	48	74.96
64	64	70
48	48	54
50	50	51
Propeller Fan	Propeller Fan	Propeller Fan
Front (horizontal)	Front (horizontal)	Front (horizontal)
125	125	125
1	1	1
-10 ~ 46	-10 ~ 46	-10 ~ 46
-15 ~ 24	-15 ~ 24	-15 ~ 24
220 ~ 240 / 50 / 1	220 ~ 240 / 50 / 1	220 ~ 240 / 50 / 1
220 ~ 240 / 50 / 1	220 ~ 240 / 50 / 1	220 ~ 240 / 50 / 1
Twin-BLDC Rotary	Twin-BLDC Rotary	Twin-BLDC Rotary
1.8	1.97	2.75
1.81	2.13	2.82
8.1	8.9	12.2
8.2	9.5	12.8
880 x 798 x 310 mm	880 x 798 x 310 mm	940 x 998 x 330
57.5	57.5	76.5
R32(Contains fluorinated greenhouse gases. GWP=675)		
2.0	2.0	2.7
30.0	40.0	40.0
1.35 tCO ₂ e	1.35 tCO ₂ e	1.82 tCO ₂ e
10	10	10
1/4 x 3	1/4 x 4	1/4 x 5
3/8 x 2 + 1/2 x 2	3/8 x 2 + 1/2 x 2	3/8 x 2 + 1/2 x 3
50	70	75
3 / 25	3 / 25	3 / 25
7.5	7.5	7.5
15	15	15

Dimensional Drawings

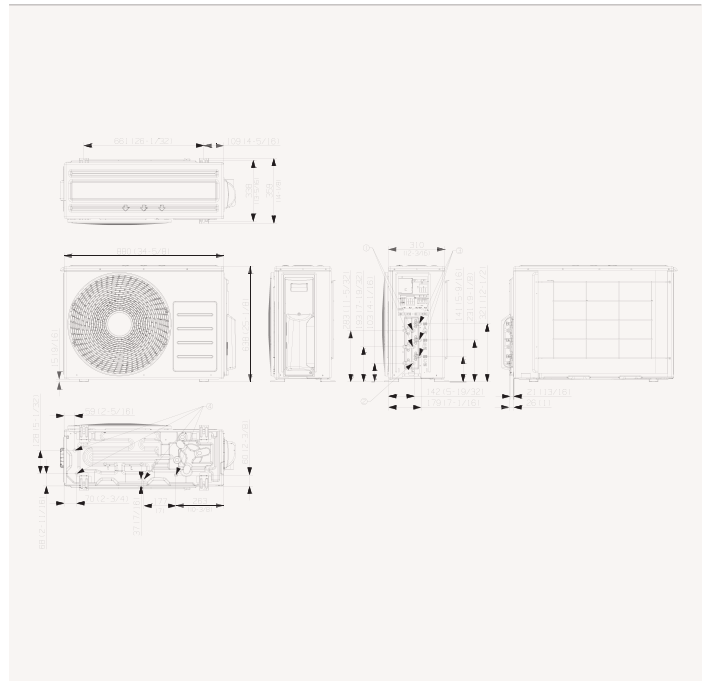
Outdoor Units (R32)

AJ040/05 0N C2 E6 /EU



No.	Name	Description
1	Refrigerant gas pipe	Ø9.52 (Ø3/8)
2	Refrigerant liquid pipe	Ø6.35 (Ø1/4)
3	Drain hole	Connection with the provided drain plug.

AJ052RC3 E6 /EU

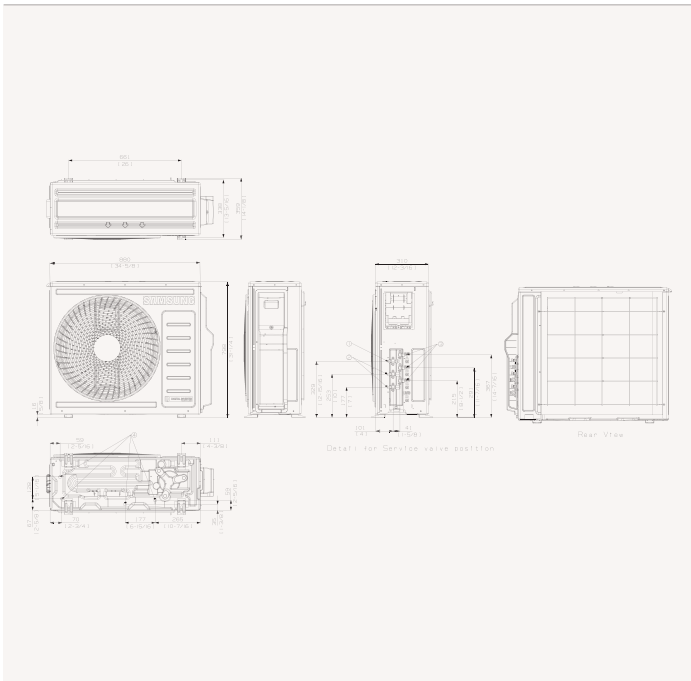


No.	Name	Description
1		Ø9.52 (Ø3/8) x 2 EA
2	Refrigerant gas pipe	Ø12.7 (Ø1/2) x 1 EA
3	Refrigerant liquid pipe	Ø6.35 (Ø1/4) x 3 EA
4	Drain hole	Connection with the provided drain plug.

Dimensional Drawings

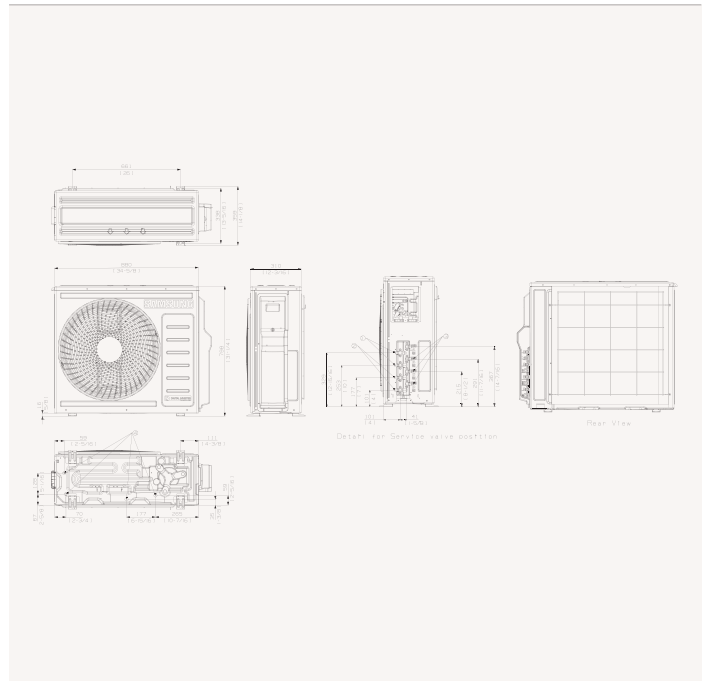
Outdoor Units (R32)

AJ046RCJ/EG/EU



No.	Name	Description
1	Refrigerant gas pipe	Ø9.52 (Ø3/8) x 1 EA
2	Refrigerant liquid pipe	Ø12.7 (Ø1/2) x 2 EA
3	Refrigerant liquid pipe	Ø6.35 (Ø1/4) x 3 EA
4	Drain hole	Connection with the provided drain plug.

AJ080RCJ/EG/EU

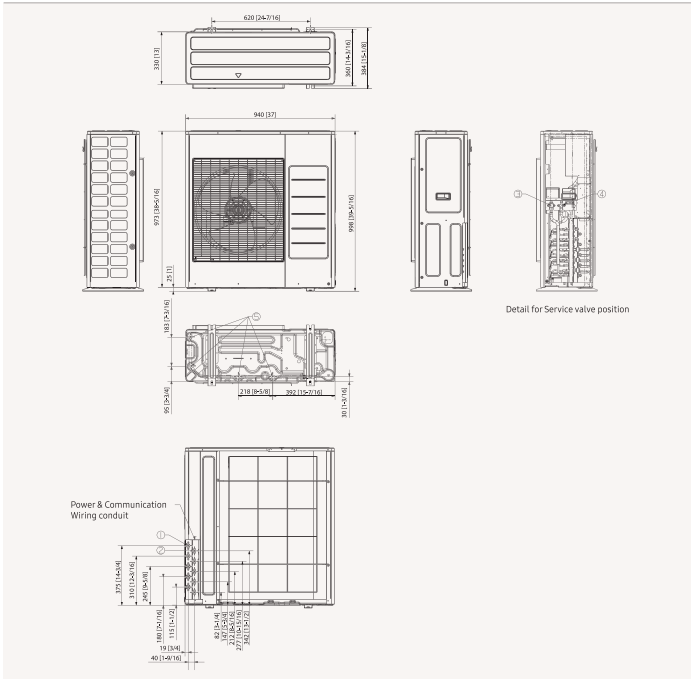


No.	Name	Description
1	Refrigerant gas pipe	Ø9.52 (Ø3/8) x 2 EA
2	Refrigerant liquid pipe	Ø12.7 (Ø1/2) x 2 EA
3	Refrigerant liquid pipe	Ø6.35 (Ø1/4) x 4 EA
4	Drain hole	Connection with the provided drain plug.

Dimensional Drawings

Outdoor Units (R32)

AJ100RCJ3EG/EU



No.	Name	Description
1	Refrigerant gas pipe	Ø9.52 (Ø3/8) x 2EA, Ø12.7 (Ø1/2) x 3EA
2	Refrigerant liquid pipe	Ø6.35 (Ø1/4) x 5EA
3	Service valve (gas)	5/8"
4	Service valve (liquid)	5/8"
5	Drain hole	Connection with the provided drain plug.

